

---

## **SIGNDANCE COLLECTIVE INTERNATIONAL**

# MAY 2022 TECHNICAL RIDER

### **THEATRE/PERFORMING ARTS CENTERS**

Prepared for: Soobie Whitfield  
xsoobie64@gmail.com  
Prepared by: Mark Hartley, Production Manager  
markhartley@me.com  
Date: 13 April 2022

Director: Isolte Avila  
Artistic Director: David Bower

The technical information outlined for Signdance Collective International's summer 2022 tour has been prepared by production manager Mark Hartley, after supporting the company's opening at the Cockpit Theatre, London.

While many tour venues will have no trouble in meeting these requirements, we understand that others will. Please note that all requests are negotiable. The company have extensive experience in adapting to a variety of situations while maintaining artistic integrity. Please contact us with any questions or concerns.

There are three performance pieces that may be performed at venues/festivals. Some of these performances are in non-traditional spaces with minimal set-up, non-traditional spaces or outside. Therefore, the technical requirements below are listed as a guide.

#### **IMPORTANT NOTICE TO ALL TECHNICAL CREW**

Signdance Collective are made up of a culturally diverse team with a company of experienced deaf and disabled artists. It is crucial that no assumptions are made by technical staff on what can be seen or heard by some members of the team. It is extremely important for example that performance areas are not plunged into darkness suddenly during technical rehearsals while the cast are on stage without announcements and the cast being fully aware for their safety.

# ORIENTE PLUS / POWER CUT

This performance includes dance and physical theatre, with a cast of 4 or 5 with no sound requirements. The information below is for a traditional theatre space, however Oriente has been performed outside with no lighting requirements.

## PERFORMANCE INFORMATION

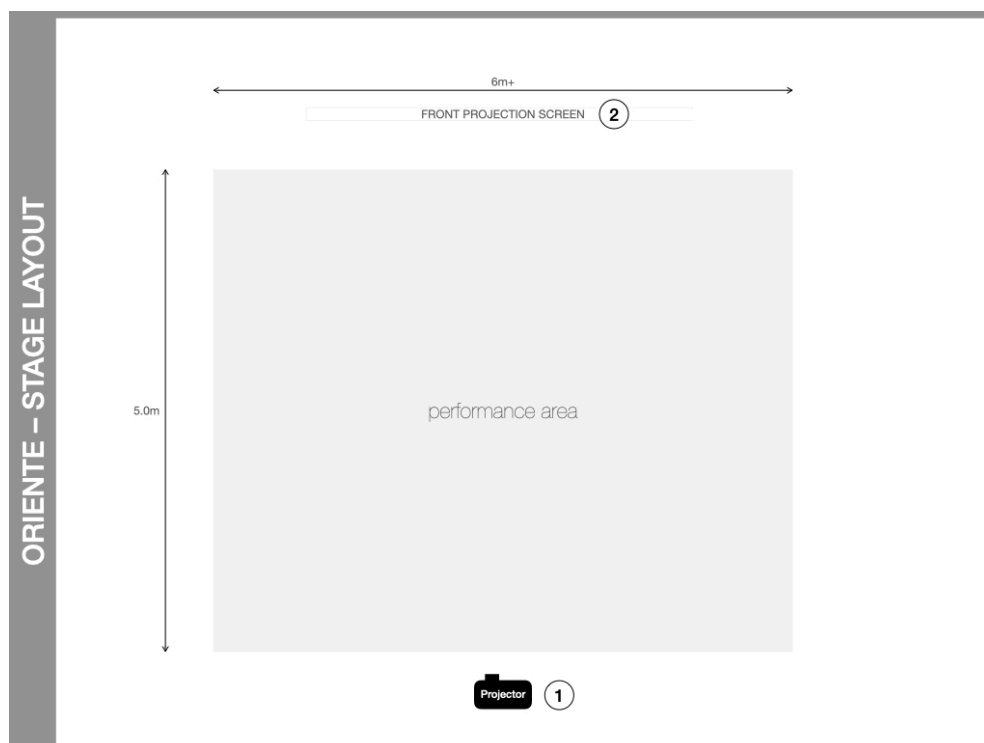
Performance time: 30 minutes

Cast: David Bower (Serpent); Isolte Avila (Maria/Vulture);  
Angelina Schwammerkin (Vulture); Ivani Ca (Anna);  
and at some performances Robert Corcoran (Media Vulture)

Props/Set: Requires the theatre/venue to provide projection and one wooden chair, with no arms and strong enough for an actor to stand on.

Please let the company know if a chair, projector or screen/cyclorama is not available at the theatre/venue.

## STAGE REQUIREMENTS



The performance area requires a clear performance space.

1. Front Projector
2. US Screen

## PROJECTION

The performance requires front projection using an in house projector where available and an US screen. Projector can be provided by the company where the venue does not have their own installed. However, the company will not be touring with a suitable screen and will therefore need to project onto a back wall or cyclorama.

## LX

Performance area requires a general warm white wash, with colours as indicated in the LX Plot. Although a dance production (therefore side lighting is preferred when available), faces are to be lit from the front.

## LX PLOT

LX NO.	TITLE	CUE	TIME	DESCRIPTION
LX 1	Preset	FOH Open	5s	House lights - projection playing scenery
LX 2	Black Out	FOH Clearance	5s	Black out
LX 3	Carnival	Cast running on	5s	Bright, warm colours
LX 4	Pond	Lila (flute player) stands on chair	5s	Darker
LX 5	Family	Line - 'I will always love you'	5s	Warm, not too bright
LX 6	Carnival	When Ivani speaks directly to the audience	5s	Copy LX 3
LX 7	Kitchen	After Isolte cries	5s	Copy LX 5 but darker and projector to black screen
LX 8	Nightmare Domestic	Serpent enters	5s	Greens, blues
LX 9	Africa	After the word 'Gracias'	5s	Red and orange, bright
LX 10	Song & Funeral	As Isolte starts to sing	5s	LX Darker. Projector to abstract scenery.
LX 11	Day of the Dead	Tropical Holiday	5s	Flashing/pulsing colours back lit
LX 12	Fade	Cast walk off leaving guitarist on chair	8s	Fade all front light
LX 13	Black Out	Guitarist ends song	5s	Black out. Projector off.
LX 14	House Lights	Stage clear	5s	House lights

## SOUND

This production does not require any sound playback or microphones.

PRE-SHOW CHECK LIST – ORIENTE	
• Stage clear	
• Theatre/Venue projector and screen tested, HDMI cable for Signdance laptop	
• Wood chair, no arms, strong enough for an actor to sit on - tested by actor	
• LX focussed on performance area, to not hit the projection screen	

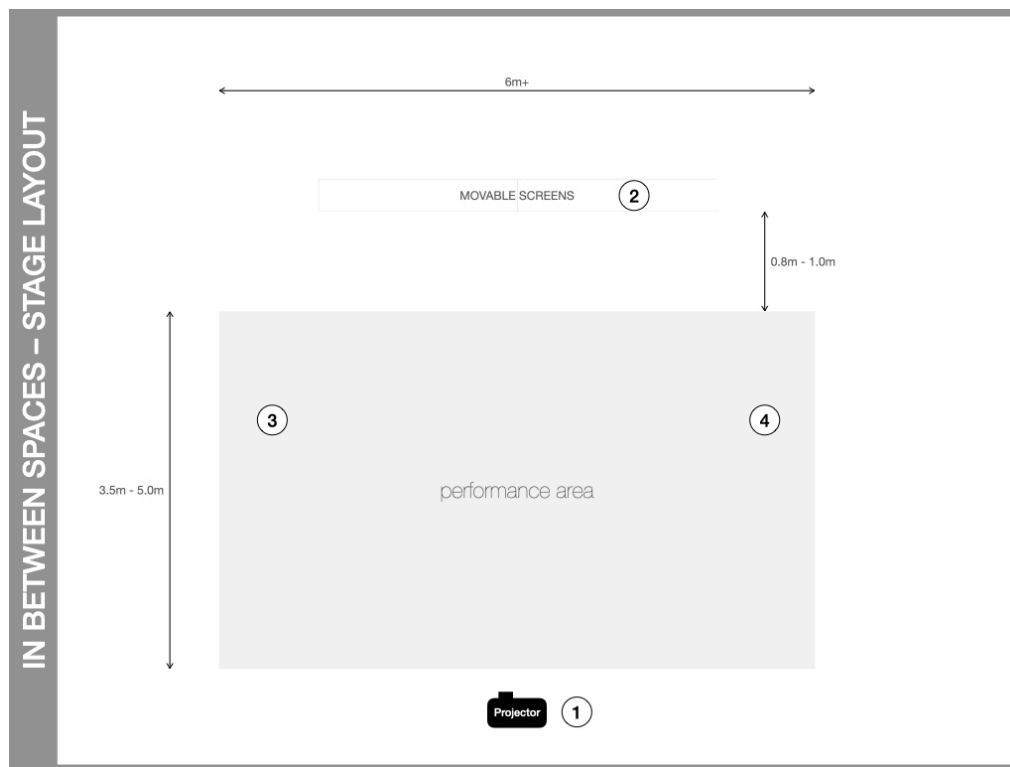
# IN BETWEEN SPACES

This new production from Signdance Collective involves dance, physical theatre, singing, live music performance and front projection. This production requires a central front of house position for the company's projector, with member of the cast operating the projections AND performing from this position.

## PERFORMANCE INFORMATION

Performance time: 30 minutes  
Cast: David Bower; Isolte Avila; Ivani Ca; Rob Corcoran (projection)  
Props/Set: Pop Up Screens and microphones provided by Signdance

## STAGE REQUIREMENTS



The performance area requires a smaller performance space in front of the company's movable popup screens.

- 1. Projector & FOH Op Position**
- 2. Pop Up Screens**
- 3. Radio Mic 1**
- 4. Radio Mic 2**

## PROJECTION & FOH OPERATION

This show requires that the company's own projector is located centre in the audience. This is to project directly on to the company's pop up screens. At this position Rob Corcoran will operate projection. This location also requires a stereo DI, wired microphone and Rob needs access to the stage during the performance.

## LX

Performance area requires a cool wash, blues if available - just not warm open white. Lighting plot is simple and will be operated by a company member. Lighting should light actors faces and should not hit the screen. Actors therefore know not to stand too close to the screen (0.8m - 1m in front), unless they are lit by the projector itself. Side lighting is usually used to help, however front light is required for faces.

## LX PLOT

LX NO.	TITLE	CUE	TIME	DESCRIPTION
LX 1	Preset	FOH Open	5s	House lights
LX 2	Black Out	FOH Clearance	5s	Black out
		Projector starts in B/O		
LX 3	Main State	Guitarist walks on stage	12s	Cool white/blue wash
LX 4	Black Out	Push the button - when strobe effect starts	5s	
LX 5	Main State	End of push the button sound	Snap	Copy of LX 3
LX 6	Black Out	Cast walking behind the screens	2s	
LX 7	Curtain	Actors our front	5s	Copy of LX 3
LX 8	House Lights	Actors have left the stage	5s	

## SOUND

Please see the sound channel list below for equipment provided by the company to be plugged into the theatre/venue system.

CHANNEL	ITEM	INFORMATION
1	Radio Mic 1 (SR)	Radio Mics & Mic Stands provided by SignDance. Radio receivers can be wired at sound desk.
2	Radio Mic 2 (SL)	
3	Wired Mic (Rob)	Microphone provided by SignDance. XLR lead to FOH projector position.
4	Guitar	Electric Guitar with radio transmitter provided by SignDance. Radio receiver can be wired at sound desk.
5	FOH Laptop (L)	Please provide a stereo (or 2 x mono) DI/s to FOH projector position, with two 1/4inc jack leads.
6	FOH Laptop (R)	

**PRE-SHOW CHECK LIST – IN BETWEEN SPACES**

• Signdance pop up screens in position and stage marked	
• Signdance radio mics and guitar radio receivers patch into the sound desk	
• Signdance projector tested and focused in the FOH position	
• Theatre/venue to provide stereo (2 x mono) DI/s with jack leads to FOH projector position	
• Wired mic (mic provided by Signdance) to FOH projector position	
• 2 x Signdance radio mics on stands, tested and sound checked	
• Electric guitar tested and sound checked	
• LX focussed to light performance area but not hit the projection screens. Actors will be prepared for the potential 0.8m - 1.0m in front of the screens to not be lit well.	

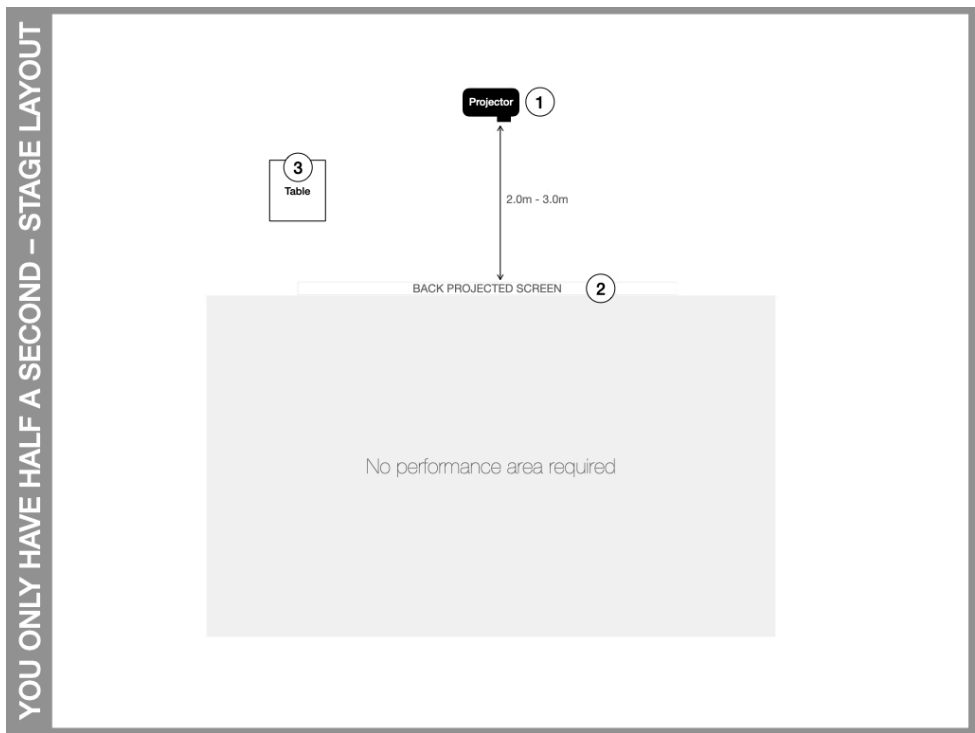
# YOU HAVE HALF A SECOND...

This performance is a single cast member controlling sound and projection behind a back projected screen. The company tours with all the equipment except the projector screen.

## PERFORMANCE INFORMATION

Performance time: 20 minutes  
 Cast: Rob Corcoran  
 Props/Set: Theatre/venue to provide projection screen and a small table

## STAGE REQUIREMENTS



No performance area required. 2m - 3m required behind the screen for projector and performer.

- 1. Projector**
- 2. Back Projection Screen**
- 3. Table for performers laptop**

Projector provided by the company, theatre/venue to provide a back projection screen

## LX

No specific requirements. Only a bright wash for bows.

LX NO.	TITLE	CUE	TIME	DESCRIPTION
LX 1	Preset	FOH Open	5s	
LX 2	Black Out	FOH Clearance	5s	
LX 3	Curtains	End of performance	5s	General wash for Rob's bows
LX 4	House Lights		5s	

## SOUND

Please see the channel list below for equipment provided by the company to be plugged into the theatre/venue system.

CHANNEL	ITEM	INFORMATION
1	Laptop (L)	Please provide a stereo (or 2 x mono) DI/s to onstage take position, with two 1/4inc jack leads. This table also requires 13amp. All sound mixing is controlled by the performer. On stage monitoring maybe required if the position of the performer can not hear FOH speakers.
2	Laptop (R)	

PRE-SHOW CHECK LIST – YOU HAVE HALF A SECOND...	
• Theatre/venue projection screen in position	
• Theatre/venue to provide a small table USB	
• Theatre/venue to provide 13amp power to table and projector position	
• Signdance projector tested and focussed	
• Stereo (2 x mono) DI/s with jack leads to table position	
• On stage laptop sound checked, on stage monitoring added if required	
• LX plotted for curtain call	